

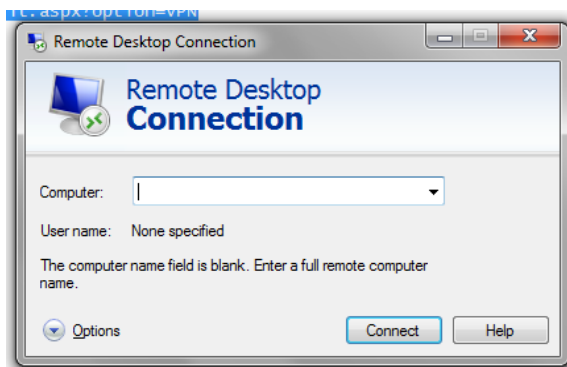
SSL VPN FAQ: LISTENING TO AUDIO ON YOUR OFFICE PC WHILST USING REMOTE DESKTOP CONNECTION

Q: Can I listen to audio on my office PC whilst using Remote Desktop Connection (RDC) from home?

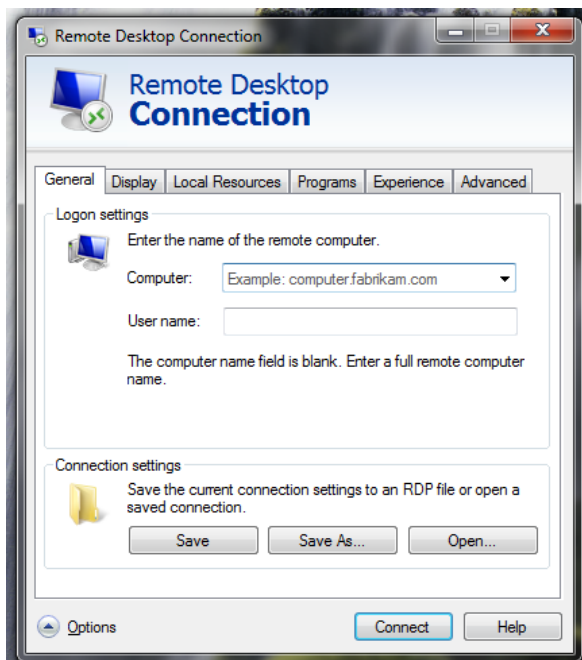
A: Yes, you need to set this up on your home PC:

1. On your home PC **open Remote Desktop Connection**, go to Start > All Programs > Accessories > Communications > Remote Desktop Connection.

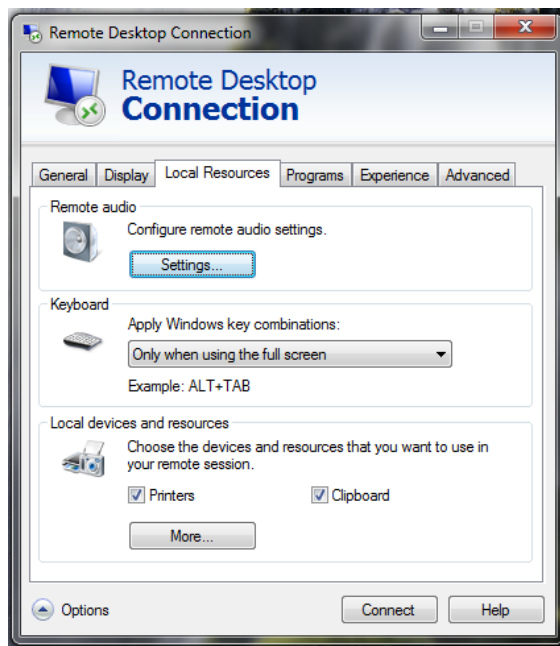
The following screen will appear:



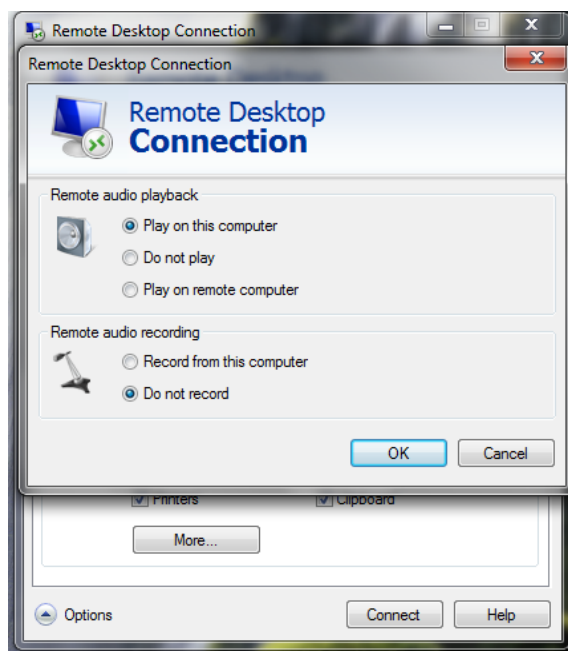
2. Click **Options**. The following screen will appear:



3. Click on the **Local Resources** tab. The following screen will appear:



4. Click on the **Settings** button. The following screen will appear:



5. In the Remote Audio Playback section choose **Play on this Computer**.
6. Click **OK**.
7. **Close** the Remote Desktop Connection box by clicking on the red cross on the top right.