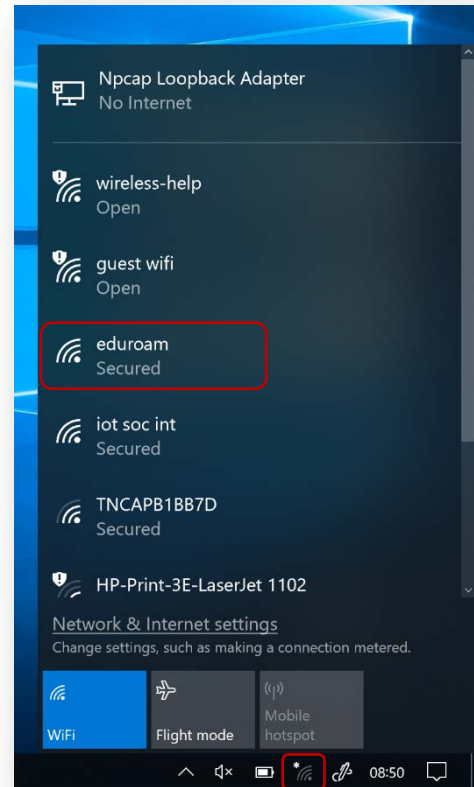


## Windows Wireless Configuration

This guide is for Windows 10, for assistance with older versions of windows, please visit the library desk at your campus, or call the IS Service Desk on 0131 455 3000.

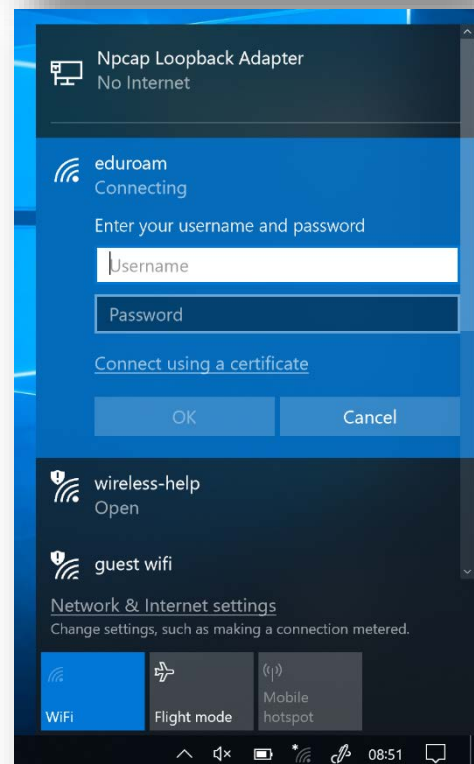
### Step 1:

- Select the **Wi-Fi** icon in the bottom right of your screen
- Select **eduroam**



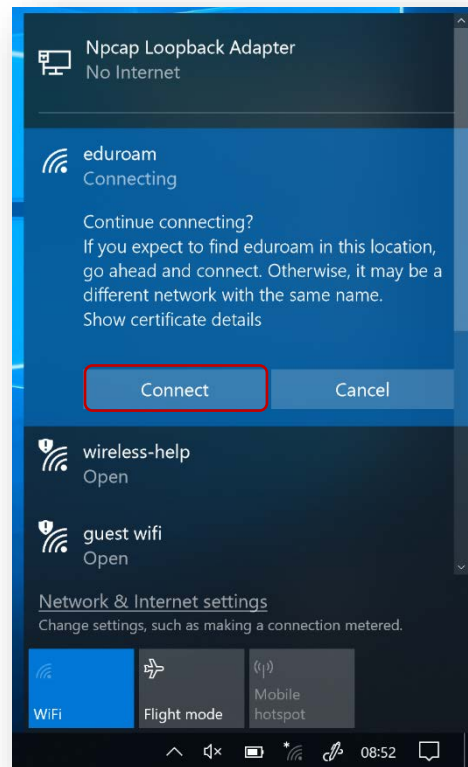
### Step 2:

- Enter username and password
- **Students** username:  
*MatriculationNumber@live.napier.ac.uk*
- **Staff** username:  
*StaffNumber@napier.ac.uk*
- Select **OK**



## Step 3:

- **Select Connect**



## Troubleshooting

If you are still having difficulty, please take your device to the library desk at either Sighthill, Craiglockhart, or Merchiston Campuses.

You may also phone the **IS Service Desk** on **0131 455 3000** for assistance.