

Apple iOS Wireless Configuration

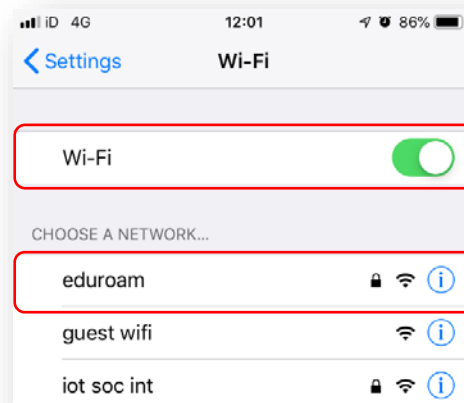
Step 1:

- Go to **Settings**
- Select **Wi-Fi**



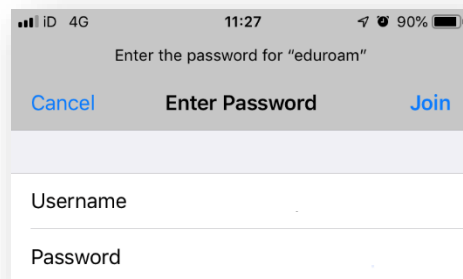
Step 2:

- Ensure **Wi-Fi** is on.
- Select **eduroam**



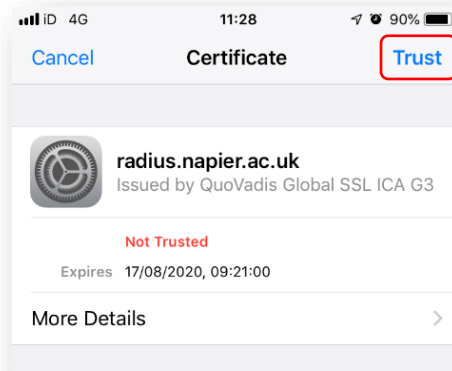
Step 3:

- Enter username and password
- **Staff** username:
StaffNumber@napier.ac.uk
- **Students** username:
MatriculationNumber@live.napier.ac.uk
- Select **Join**



Step 4:

- If prompted to trust the certificate, select "Trust" to do so.



Troubleshooting

If you are still having difficulty, please take your device to the library desk at either Sighthill, Craiglockhart, or Merchiston Campuses.

You may also phone the **IS Service Desk** on **0131 455 3000** for assistance.